



GHS HOUSING LTD.

'The Home of Engineering & Innovation'

THE MAYFLOWER

2 BEDROOM DETACHED STANDARD HOUSE



2



1



2



36ft x 64ft



42,000 USD

TYPE M1

GROUND FLOOR PLAN



2 Bedroom Standard House

2 BEDROOM DETACHED EXECUTIVE HOUSE



2



2



3



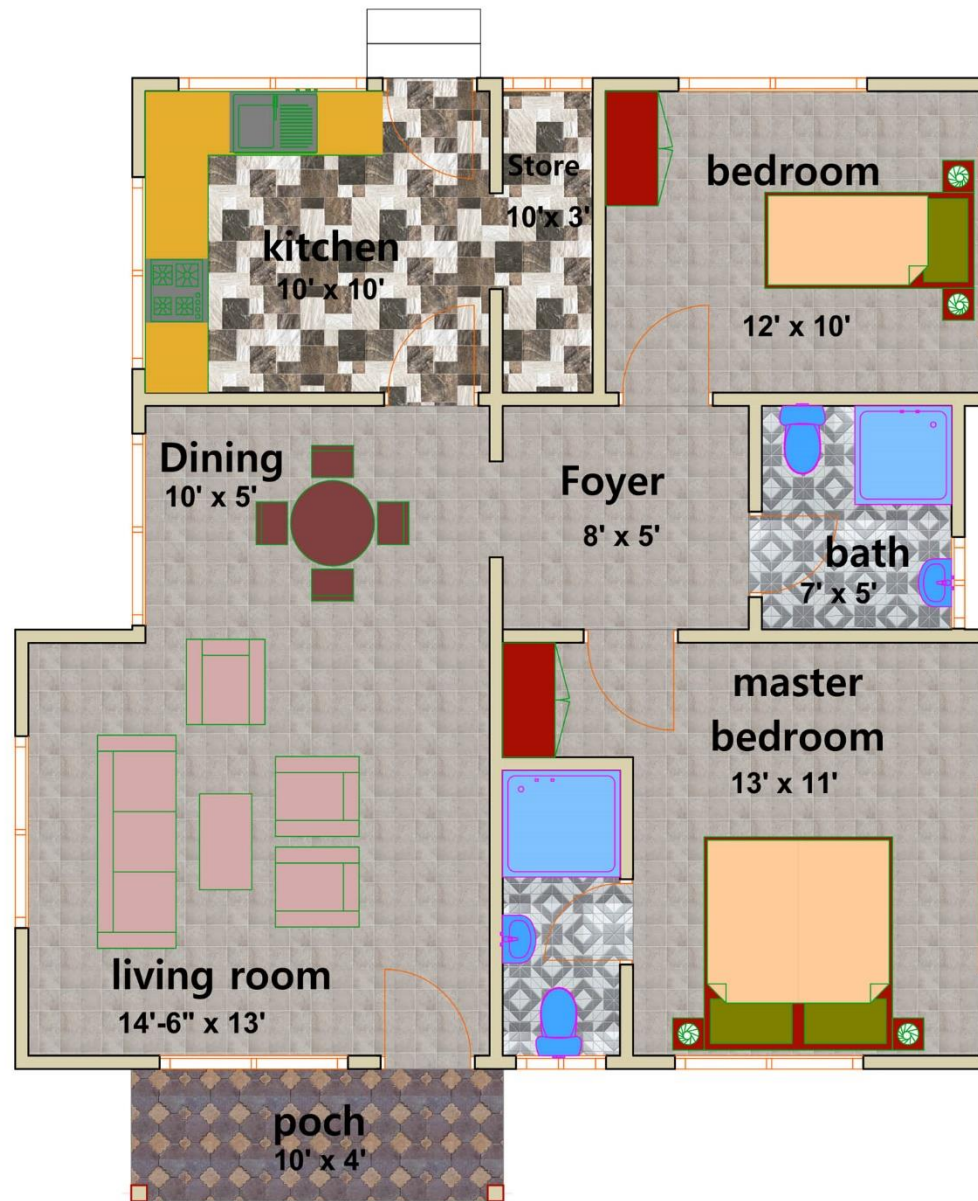
46ft x 64ft



55,000 USD

TYPE M2

GROUND FLOOR PLAN



2 Bedroom Executive House

3 BEDROOM DETACHED EXECUTIVE HOUSE



3



2



3



46ft x 64ft



60,000 USD

TYPE M3

GROUND FLOOR PLAN



3 Bedroom Executive House

3 BEDROOM DETACHED DELUXE HOUSE



3



2.5



3



46ft x 74ft



77,000 USD

TYPE M4

GROUND FLOOR PLAN



THE MAYFLOWER HOUSE SPECIFICATIONS

ITEM	STANDARD FINISH
Roof Finish	Coloured IDT roofing Sheet
Floor Finish	Vinyl Carpet Finishing
Internal Wall Finish	Colour Coordinated Emulsion Paint
External Wall Finish	Colour Coordinated Emulsion Paint
Ceiling Finish	Plastic T & G Ceiling
External Doors	Steel Security Doors
Internal Doors	PVC Coated Plush Doors
Windows	Sliding Windows with tinted glass
Burglar Proof	N/A
Bathroom (Tiles & Sanitary Wares)	Yes
Kitchen (Cabinets)	Yes
Electrical Wiring	Provided to ECG Standards
ECG Meter	Provided
Water Connection	Provided (Water Supplied by GWCL)
Light Fittings	Provided
Internal Services (TV Connection)	Provided
External	Grounds cleared, Levelled & Compacted
Boundaries (Fence Wall)	N/A
Estate Management	Managed by GHS Facilities Management

THE MAYFLOWER BUILDING DIMENSIONS

DIMENSIONS (FEET)				
	2BR - M1	2BR - M2	3BR - M3	3BR - M4
Building Area	878 ft ²	1111 ft ²	1122 ft ²	1556 ft ²
Hall	12' x 18'	14' x 16'	12' x 18'	12' x 18'
Dining	inc	7.5' x 12'	10' x 12'	7.5' x 16'
Kitchen	9' x 12'	10' x 12'	10' x 10'	11' x 11'
Bedroom 1	10' x 13'	10' x 13'	10' x 10'	11' x 13'
Bedrom 2	10' x 13'	12' x 14'	10' x 13'	11' x 13'
Bedroom 3	12' x 18'	14' x 16'	10' x 15'	14' x 16'
Plot Sizes	36' x 64'	46' x 64'	46' x 64'	46' x 74'
DIMENSIONS (METRE SQUARE)				
	2BR - M1	2BR - M2	3BR - M3	3BR - M4
Building Area	79m ²	100m ²	110m ²	140m ²
Hall	3.6m x 5.6m	4.2m x 4.8m	3.6m x 5.65m	3.6m x 5.7m
Dining	inc	2.25m x 3.6m	3.0m x 3.6m	2.25m x 4.8m
Kitchen	2.7m x 3.6m	3.6m x 3.6m	3.0m x 3.0m	3.3m x 3.3m
Bedroom 1	3.0m x 3.9m	3.0m x 3.9m	3.0m x 3.0m	3.3m x 3.9m
Bedrom 2	3.0m x 3.9m	3.6m x 4.2m	3.0m x 3.9m	3.3m x 3.9m
Bedroom 3			3.0m x 4.5m	4.2m x 4.8m
Plot Sizes	10.8m x 19.2m	13.8m x 19.2m	13.8m x 19.2m	13.8m x 22.2m

EXTRA WORKS PRICES

HOUSE TYPE/ITEM	2 BEDROOM STANDARD (M1)	2 BEDROOM EXECUTIVE (M2)	3 BEDROOM EXECUTIVE (M3)	3 BEDROOM DELUXE (M4)
FLOOR TILING	\$1,000.00	\$1,400.00	\$1,600.00	\$2,000.00
VINYL FLOOR COVERING	\$300.00	\$420.00	\$450.00	\$500.00
ADDITIONAL KITCHEN WALL TILING	\$100.00	\$150.00	\$120.00	\$170.00
KITCHEN CABINET	\$900.00	\$1,100.00	\$1,100.00	\$1,100.00
PLASTER BOARD CEILING	\$1,100.00	\$1,300.00	\$1,550.00	\$1,800.00
PLASTIC T&G	\$550.00	\$650.00	\$700.00	\$850.00
FENCING & GATE	On-request	On-request	On-request	On-request
AC POINTS <i>(Per Point)</i>	\$400.00	\$400.00	\$400.00	\$400.00
DRIVEWAY PAVING	\$1,200 (50m ²)	\$1,500 (70m ²)	\$1,500 (70m ²)	\$1,500 (70m ²)
BURGLAR PROOF	\$600	\$700	\$800	\$900
WARDROBE				
DOUBLE	¢ 2,500	¢ 2,500	¢ 2,500	¢ 2,500
3 IN 1	¢ 3,360	¢ 3,360	¢ 3,360	¢ 3,360
4 IN 1	¢ 4,380	¢ 4,380	¢ 4,380	¢ 4,380

HAZEL COURT

2 BEDROOM DETACHED HOUSE (TYPE 2)



2



1



3

COMPLETED



66,100 USD



50,300 USD

GROUND FLOOR PLAN



2 Bedroom Detached House (Type 2)

2 BEDROOM DETACHED HOUSE (TYPE 2)



2



2



3

COMPLETED



68,100 USD

SHELL



51,300 USD

GROUND FLOOR PLAN



2 Bedroom Detached House + Ensuite (Type 2)

3 BEDROOM DETACHED HOUSE



3



2



3

COMPLETED



87,500 USD



66,000 USD

GROUND FLOOR PLAN



3 Bedroom Detached House

HAZEL HOUSE SPECIFICATIONS

ITEM	STANDARD FINISH
Roof Finish	Coloured IDT roofing Sheet
Floor Finish	Unpolished tiles in bathroom & toilets, Semi-polished tiles in living room, Corridor & Kitchen
Internal Wall Finish	Colour Coordinated Emulsion Paint
External Wall Finish	Colour Coordinated Emulsion Paint
Ceiling Finish	Plastic T & G Ceiling
External Doors	Steel Security Doors
Internal Doors	PVC Coated Plush Doors
Windows	Sliding Windows with tinted glass
Burglar Proof	Provided
Bathroom (Tiles & Sanitary Wares)	Yes
Kitchen (Cabinets)	Yes
Electrical Wiring	Provided to ECG Standards
ECG Meter	Provided
Water Connection	Provided (Water Supplied by GWCL)
Light Fittings	Provided
Internal Services (TV Connection)	Provided
External	Paved Driveway
Boundaries (Fence Wall)	Max 4ft tall boundary wall with entrance Gate & Security lighting point
Estate Management	Managed by GHS Facilities Management

WILOW COURT

2 BEDROOM SEMI-DETACHED HOUSE (EXP. TO 3BR)



2



2



3

COMPLETE



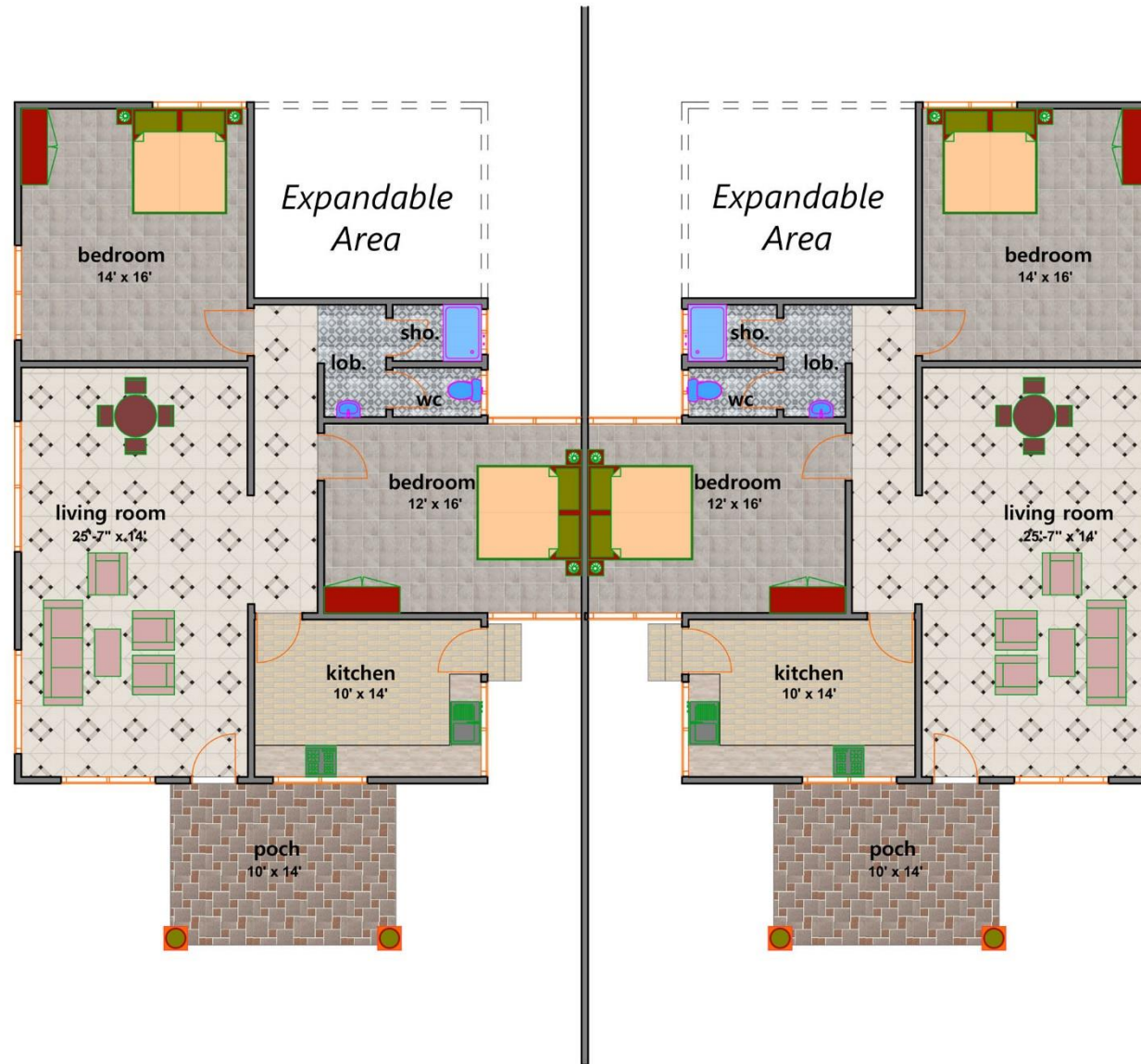
80,000 USD

SHELL



68,000 USD

GROUND FLOOR PLAN



2 Bedroom Semi-Detached House (EXP TO 3BR)

3 BEDROOM SEMI-DETACHED HOUSE



3



2



3

COMPLETED

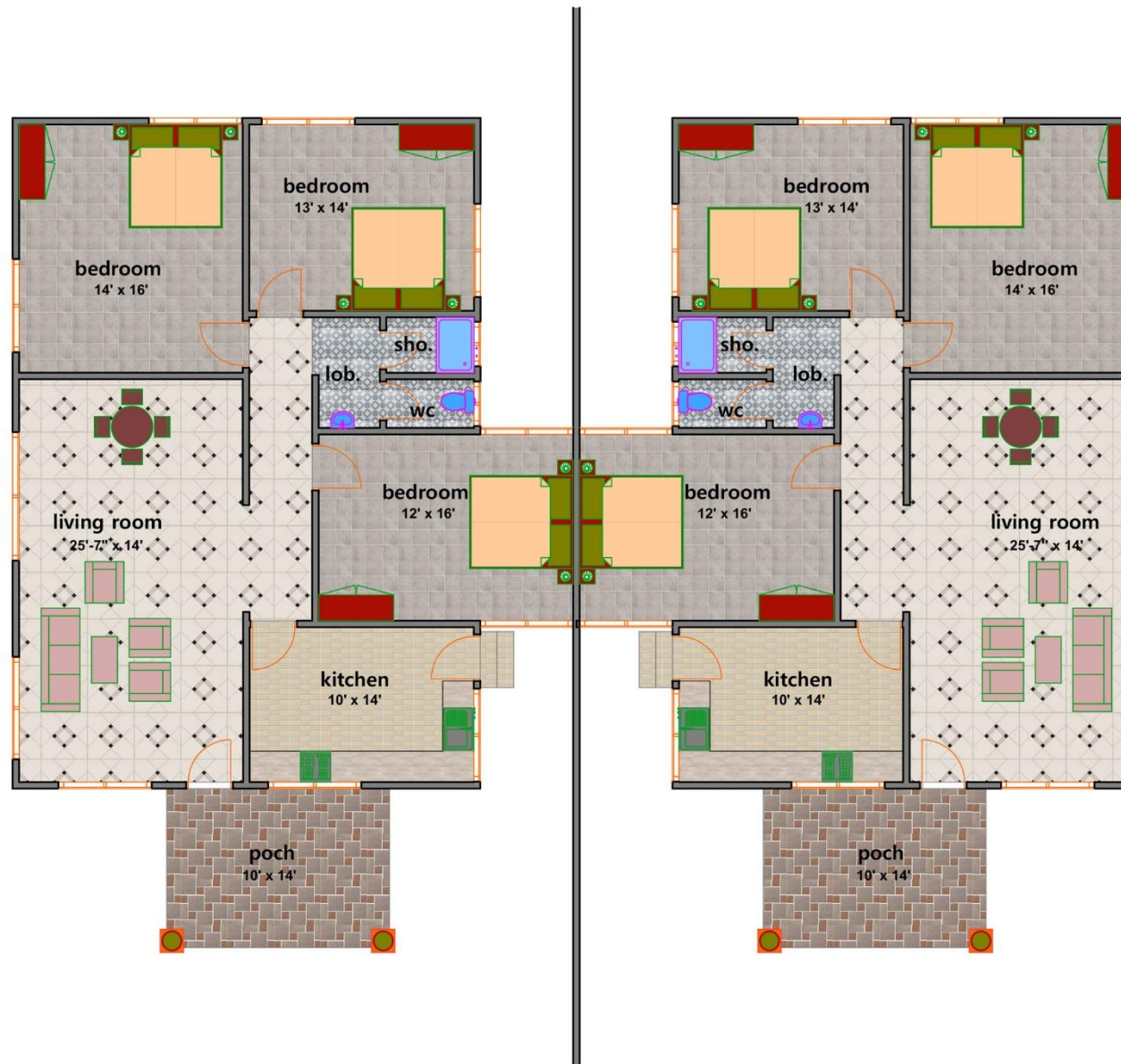


91,000 USD



77,000 USD

GROUND FLOOR PLAN



3 Bedroom Semi-Detached House

4 BEDROOM DETACHED HOUSE



4



3



4

COMPLETED



150,000 USD

SHELL



132,000 USD

GROUND FLOOR PLAN



4 Bedroom Detached House

WILLOW HOUSE SPECIFICATIONS

ITEM	STANDARD FINISH
Roof Finish	Coloured IDT roofing Sheet
Floor Finish	Unpolished tiles in bathroom & toilets, Semi-polished tiles in living room, Corridor & Kitchen
Internal Wall Finish	Colour Coordinated Emulsion Paint
External Wall Finish	Colour Coordinated Emulsion Paint
Ceiling Finish	Plastic T & G Ceiling
External Doors	Steel Security Doors
Internal Doors	PVC Coated Plush Doors
Windows	Sliding Windows with tinted glass
Burglar Proof	Provided
Bathroom (Tiles & Sanitary Wares)	Yes
Kitchen (Cabinets)	Yes
Electrical Wiring	Provided to ECG Standards
ECG Meter	Provided
Water Connection	Provided (Water Supplied by GWCL)
Light Fittings	Provided
Internal Services (TV Connection)	Provided
External	Paved Driveway
Boundaries (Fence Wall)	Max 4ft tall boundary wall with entrance Gate & Security lighting point
Estate Management	Managed by GHS Facilities Management

PAYMENT OPTIONS

Self financing

Type 1:

(Tailored Payment)

The payment will be spread for the prospective buyer for a period of 2 years. The **first six month** of the two years will be interest-free, any amount left beyond this period will attract an interest of **14% per annum** on the reducing balance.

Type 2:

(Construction Payment)

The payment will be made based on the progress of the property. i.e

40% initial deposit

40% Further payment at Roof Level

Final 20% on completion & prior to Handing Over.

Mortgage financing

We can assist you to acquire a mortgage facility from GHL Bank, Republic Bank, Stanbic Bank, Ecobank etc. Mortgage facility from individual's employer is also accepted.

PROMOTIONS

SAVE-TO-OWN PROMO

GHS HOUSING in partnership with GHL Bank presents the SAVE TO OWN Promo for self-employed individuals without regular flow of steady income, or you simply don't have all the money you need to make the required down-payment on a house.

Who can apply?

- Self-employed individuals without regular flow of steady income.
 - People who don't have all the money needed to make the the required down payment.
 - Individuals with other source of income besides their monthly income.
-

FAQ

Shell House

A shell includes basic excavation, foundation, framing, siding, roofing and the installation of windows and doors. The inside of a shell home is typically left unfinished, sub-floor and stud walls, so that remaining stages can be completed by the homeowner at a later time.

Completed House

A Complete home is typically a turn-key construction, meaning that it is completely finished both inside and out and ready for occupancy.

When can I move in?

*You can move in when you've successfully paid **80%** of the house price.*

Whats the construction Period?

Our properties are built between the period of 6 - 8 months.

What do you mean by customization?

We give our clients freedom to replace certain fixtures in our standard features to suite their taste, e.g Ceiling, Kitchen cabinets, floor finishing etc. The price of any fixture removed is deducted from the total house price.

Are the Mayflower houses expandable?

NO, none of the mayflower properties are expandable.

What are some of the extra works people request for?

P.O.P Ceiling, Floor Tiling, Burglar Proof, Inbuilt Wardrobes, A. C Points, Fencing & Gate, Pavements etc.
